

Royal Docks and friends present

# GLISTEN & GLOW

Small Winter Adventures  
for Big Imaginations



[royaldocks.london/what's-on](http://royaldocks.london/what's-on)

@YourRoyalDocks



# SMALL ADVENTURES FOR BIG IMAGINATIONS

CANNING TOWN  
STATION

1  
SOCIAL  
CONVENTION

2  
BEANS & BUBBLES

3  
THE GOOD HOTEL

7  
THE OILER BAR

6  
THE FACTORY

4  
WELL BEAN CO  
/ RAW LABS

5  
THE  
PUMP HOUSE

1 Social Convention  
2 Caxton St North, London, E16 1XJ

2 Beans & Bubbles  
Unit 5, 1 Hoy St, London E16 1ZA

3 Good Hotel London  
Royal Victoria Dock, Western  
Gateway, London E16 1FA

4 Well Bean Co  
1-2 Upper, Dock Walk, London E16 2GU

Raw Labs  
Upper 2GU, 1-2 Dock Rd, London E16 1AG

5 Royal Docks Pumping Station  
London E16 2HU

6 The Factory  
Factory Rd, London E16 2HB

7 The Oiler Bar  
Royal Victoria Docks, London, Royal Victoria  
Beach E16 1AG





# GLISTEN'S CHRISTMAS TREE CODE

CRACK GLISTEN'S CODE AND WIN A STICKER!

Glisten has hung a decoration with a picture of a winter sprite onto 3 Christmas trees in the Royal Docks.



This symbol shows where each tree is on the map


Find the decoration on each tree and the secret letter on it.

Write the letters into the matching circles to discover the code word.



Take the word to one of these sticker stations for your reward!

Beans & Bubbles at Caxton Works; Well Bean Co at Royal Albert Wharf & the Good Hotel, Royal Victoria Dock



## WHAT'S ON THIS WINTER


**2nd-25th December** 

Shadow Play - wander along Royal Albert Wharf after dark and you might see something surprising... Shadow stories and images celebrating London's diverse communities will light up the windows of the wharf.

**2nd Dec: 4pm - 9pm** 

RAW Christmas Market - a festive paradise at the heart of Royal Albert Wharf, with twinkling lights, heart-warming mulled wine, delicious street food, arts & crafts, and an immersive Christmas installation for the whole family.

**3rd Dec: 3pm - 9pm**

 Royal Docks' Dock Local Panel presents The Winter Get Together - fun-filled winter cheer with creative adventures, fantastic music, festive stories & activities for all.

**Social Convention**

2 Caxton St N, London E16 1XJ

**6th Dec: 4pm-6pm**

North Woolwich Library  
Christmas Light Switch On - fun for all the family, including choirs, joyful activities and refreshments.

**10 - 11 Dec: 10am-4pm** 

Good Hotel Festive Market - Good Hotel and Community Shop Newham bring a joyful weekend of delicious food, music and arts & crafts.


**11th Dec: 1pm-6pm** 

Christmas Ferry Festival: Winter Wonderland - an afternoon full of music, line-dancing, face-painting, Santa's Grotto, storytelling & much more.

**The Beams**

5 Factory Road, London E16 2HB

**19th Dec: 4pm-6pm**

Beckton Globe Christmas Light Switch on - join us for a festive afternoon of music, arts and crafts, disco & storytelling. 

**Glisten & Glow's wintery tales**

Live storytelling adventures from Patchlarks, touring to all events above.

**One Christmas Wish**

A festive audio adventure for children 5+ and their families, touring to all the events above. Made possible with funding from Arts Council England.

**Christmas Trees**

RoDMA and Royal Docks Team's Christmas Trees across the Royal Docks.



# CRACKLE'S BISCUITS

Perfect to eat while making paper snowflakes, or wrap them in baking paper to give to your friends.

## EQUIPMENT

- Whisk (or electric whisk)
- Rolling pin
- Wooden spoon
- Wire rack
- Baking tray and baking paper
- A glass or biscuit cutters

## INGREDIENTS

- 200g unsalted butter or margarine
- 200g golden caster sugar
- 400g plain flour
- 1 large egg

## FLAVOUR OPTIONS

Vanilla: 1tsp vanilla extract  
 Spices: 1-2 tsp total of any ground spices you like the smell of

- Ginger
- Cardamom
- Cinnamon
- Cloves

## METHOD

1 Beat sugar, butter and egg (and vanilla?) together in a bowl. Then mix in the flour (and spices?).



2 Form into a ball with your hands and pop into the fridge in a bowl with a plate on top for 30 minutes.

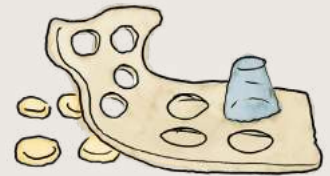


3 Pre-heat your oven to 200°C/180°C fan / Gas mark 6 and line a baking tray with baking paper.

4 Roll out the dough on a floured surface to about 0.5 cm thick.




5 Cut your shapes and peel away the rest to re-roll.



6 Bake on the baking tray for 10-12 minutes. Then let them cool on a wire rack.

you could add patterns with a fork

# ENJOY!



Meet Glisten and Glow.

They are winter sprites.

You may not know, but winter sprites  
are very important magical creatures.

They look after all the special, wintery winter things.



Glow loves:

Watching the dreams of hibernating hedgehogs,  
snuggling with sleepy pigeons,  
and the smell of hot chocolate.



Glisten loves:

Skating on frozen puddles,  
painting frosty patterns on windows,  
and staying up all night yelping with foxes.



Even though they are quite different,  
Glisten and Glow are great friends.



Turn over to read their story but first:  
What are your top three wintery things to do?



Glisten was making a thing from the snow,  
when robin arrived with a letter from Glow.

"To Glisten," it read,  
"Please visit at noon."  
"Thanks robin" said Glisten,  
then "Yikes! That's so soon!"




Glisten couldn't resist  
and the jokes were so fun,  
"BUT now I'll be late,  
unless I run, run, run, run!"



As they ran they noticed their long Winter shadow,  
"Perfect for dancing!" they thought.

"But wait hold on... NO!"



"I don't want to be late and  
upset my friend Glow!  
And to get there on time  
I must go, go, go, GO!"



As Glisten raced off,  
they saw their friend Whoosh,  
doing tricks on a leaf  
like "The Flip" and "The Swoosh."

"That looks FUN," said Glisten,  
"Can I have a quick go?"

They'd done ten cool tricks  
when they thought about "GLOW!"



Before you turn over to find out if Glisten makes it,  
tell your best joke to whoever you're with.



At three minutes past noon,  
Glisten burst through the door,  
"SORRY I'M LATE!" they yelled,  
spraying snow on the floor.



"Perfect timing," yawned Glow,  
waking up from a snooze,  
"I made you a present to open  
whenever you choose."



"I LOVE IT! THANK YOU!" said Glisten.  
"Do you want to hear a new joke?"  
"Yes please!" said Glow,  
"And let's have hot chocolates  
under your new cloak!"



Colour and decorate  
this magical cloak.



The End



# PIN'S PAPER SNOWFLAKES




Pin makes great snowflake decorations, you can too.



Thin paper like newspaper or printer paper

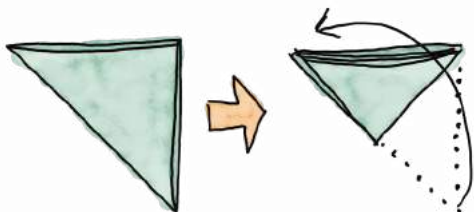
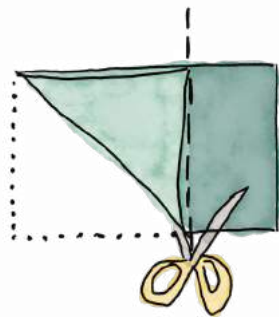


Scissors



1 Start with your paper flat on the table.

2 Fold up the whole corner so it meets the top edge, making a big triangle. Cut off the extra rectangle.



3 Fold the big triangle in half to make a smaller triangle.

# TWIGS' BEST JOKES

Whoosh loves it when Twigs tells jokes.

What do you call a snowman in summer?  
A puddle.

What's black and white, black and white, black and white?

A penguin rolling down a hill.

What did the woolly hat say to the scarf?

You hang around while I go on ahead.

What do you call hedgehog friends who hibernate together?

Hiber-mates.

Try telling your favourite jokes to someone!

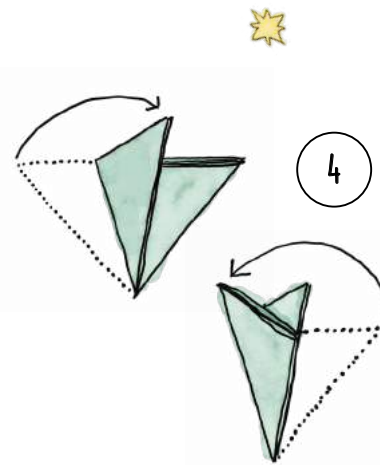






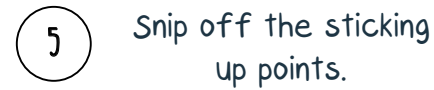
# DRAWING CHALLENGE



Winter sprites come in all kinds! Imagine your own and draw them here. What special wintery things do they look after?



This is the trickiest bit: fold over a third of the smaller triangle – the top will stick up. Fold the other third over the other way. Only crease it when you have them lined up equally.



Cut away some parts from the sides.





# JOIN US FOR WINTERY ADVENTURES IN THE ROYAL DOCKS!

Venture outside to enjoy fantastic music, creative activities, wintery stories & spread some winter magic with activities to do at home.



Written & Illustrated by Oliver Wallace of Patchlarks  
Design by Lunes

Commissioned by the Royal Docks Team



MAYOR OF LONDON



[patchlarks.co.uk](http://patchlarks.co.uk)

Lunes

[lunes.co.uk](http://lunes.co.uk)

[royaldocks.london](http://royaldocks.london)