

Royal Docks and friends present

GLISTEN & GLOW

Small Winter Adventures
for Big Imaginations



royaldocks.london/whats-on

@YourRoyalDocks











WINTER SPRITES' TRAIL



Glow, Glisten and all their friends are getting ready for the Sprites' Festive Fair. Each of them has prepared something extra special.



Visit Royal Victoria Dock and find their pictures on walls and windows to see what they are bringing.

 **Waft** and **Whoosh** are practising something for everyone to see. 



 **Crackle** has made something for everyone to eat. 

 **Pin** has been busy sewing. 

 **Drift** is rehearsing their performance. 


 **Twigs** has made something to keep everyone warm. 

 **Glisten** and **Glow** are helping make the festival look extra wonderful. 


 Once you've found them all, take this map to the Good Hotel to collect your sticker reward! 



WHAT'S ON THIS WINTER

1 to 24 December — IFS Cloud Cable Car – Santa's Grotto
Fly across the Thames on IFS Cloud Cable Car to land at the North Pole meet Santa Claus and his elves and receive a special gift to take home. Check royaldocks.london/whats-on for timings. 


6 December, 3pm to 6pm — Canning Town Library Christmas event. Come along for carol singing, Santa's Grotto, Christmas Crafts workshop and Christmas themed storytelling.

6 December, 5pm to 9pm — Royal Albert Wharf Winter Market. Join Bow Arts to enjoy family-friendly fun at this year's Royal Albert Wharf Winter Market. 

7 December, 12pm to 8pm — Royal Docks Christmas Market
This vibrant community market on the Royal Victoria Dock Corniche includes street food, arts and crafts stalls and performances and will run every weekend in December (starting Saturday 7 December 2024).


10 December, 3pm to 5:30pm — Custom House Library Christmas event
Enjoy carol singing, Santa's Grotto and Christmas crafts workshops. 

10 December, 3:15pm to 4:45pm — Christmas Family Party
Come along to Royal Wharf Community Dock for music, crafts and games for primary school aged children and their families.

12 December, 6pm to 7:30pm — Carols on the Green
Join Royal Docks Community Church and local primary schools on Britannia Village Green for a festive singalong. 

13 December, 2pm to 6pm — Christmas at Beckton
Beckton Globe Library hosts an afternoon of Christmas-themed arts & crafts, performances and food. 

17 December, 3:15pm to 4:45pm — DIY Nativity
Help Royal Wharf Community Docks create and perform a nativity in an afternoon!

18 December, 6pm to 9pm — WSF Youth Christmas Party
Join WSF Youth Club at Britannia Village Hall for food, hot chocolate, karaoke and a special surprise. 

SMALL ADVENTURES FOR BIG IMAGINATIONS



CANNING TOWN
STATION

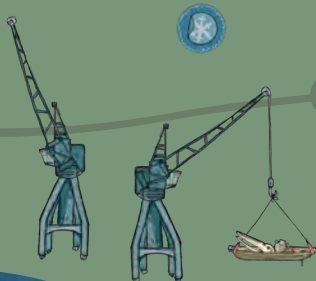
1

CANNING TOWN
LIBRARY



4

CUSTOM HOUSE LIBRARY




6

BECKTON GLOBE
LIBRARY



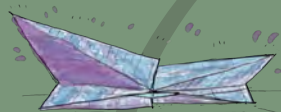
3

THE CORNICHE



2

IFS CLOUD
CABLE CAR



5

IMMERSELDN



7

ROYAL ALBERT
WHARF



BRITANNIA VILLAGE
GREEN



8

NORTH WOOLWICH
LIBRARY



10

ROYAL WHARF
COMMUNITY DOCK



9

- 1 Canning Town Library
18, Rathbone Market, London E16 1EH
- 2 IFS Cloud Cable Car
27 Western Gateway, London E16 1FA
- 3 The Corniche
Royal Victoria Dock, Western Gateway, London E16 1FA
- 4 Custom House Library
Prince Regent Ln, London E16 3JJ
- 5 ImmerseLDN
Excel Waterfront, ExCel, London E16 1XL

- 6 Beckton Globe Library
1 Kingsford Way, London E6 5JQ
- 7 Royal Albert Wharf
E16 2XY
- 8 North Woolwich Library
5 Pier Road, London, E16 2LJ
- 9 Royal Wharf Community Dock
2 John Harrison Square, London E16 2ZA
- 10 Britannia Village Green
49, 53 Hanameel St, London E16 1UA





CRACKLE'S BISCUITS

Perfect to eat while making paper snowflakes, or wrap them in baking paper to give to your friends.

EQUIPMENT

- Whisk (or electric whisk)
- Rolling pin
- Wooden spoon
- Wire rack
- Baking tray and baking paper
- A glass or biscuit cutters

INGREDIENTS

- 200g unsalted butter or margarine
- 200g golden caster sugar
- 400g plain flour
- 1 large egg

FLAVOUR OPTIONS

Vanilla: 1tsp vanilla extract
 Spices: 1-2 tsp total of any ground spices you like the smell of

- Ginger
- Cardamom
- Cinnamon
- Cloves

METHOD

1 Beat sugar, butter and egg (and vanilla?) together in a bowl. Then mix in the flour (and spices?).



2 Form into a ball with your hands and pop into the fridge in a bowl with a plate on top for 30 minutes.

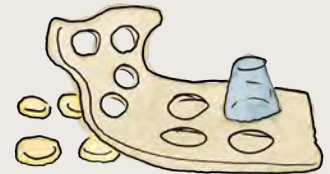


3 Pre-heat your oven to 200°C/180°C fan / Gas mark 6 and line a baking tray with baking paper.

4 Roll out the dough on a floured surface to about 0.5 cm thick.



5 Cut your shapes and peel away the rest to re-roll.



6 Bake on the baking tray for 10-12 minutes. Then let them cool on a wire rack.

you could add patterns with a fork

ENJOY!



Meet Glisten and Glow.

They are winter sprites.

You may not know, but winter sprites
are very important magical creatures.

They look after all the special, wintery winter things.



Glow loves:

Watching the dreams of hibernating hedgehogs,
snuggling with sleepy pigeons,
and the smell of hot chocolate.



Glisten loves:

Skating on frozen puddles,
painting frosty patterns on windows,
and staying up all night yelping with foxes.



Even though they are quite different,
Glisten and Glow are great friends.



Turn over to read their story but first:
What are your top three wintery things to do?




Glisten was making a thing from the snow,
when robin arrived with a letter from Glow.

"To Glisten," it read,
"Please visit at noon."
"Thanks robin" said Glisten,
then "Yikes! That's so soon!"



They waved to Whoosh
and skied round the bend...
"Want a joke?" It was Twigs,
their funniest friend!

Glisten couldn't resist
and the jokes were so fun,
"BUT now I'll be late,
unless I run, run, run, run!"



As they ran they noticed their long Winter shadow,
"Perfect for dancing!" they thought.

"But wait hold on... NO!"



"I don't want to be late and
upset my friend Glow!
And to get there on time
I must go, go, go, GO!"



As Glisten raced off,
they saw their friend Whoosh,
doing tricks on a leaf
like "The Flip" and "The Swoosh."

"That looks FUN," said Glisten,
"Can I have a quick go?"



They'd done ten cool tricks
when they thought about "GLOW!"



Before you turn over to find out if Glisten makes it,
tell your best joke to whoever you're with.

At three minutes past noon,
Glisten burst through the door,
"SORRY I'M LATE!" they yelled,
spraying snow on the floor.



"Perfect timing," yawned Glow,
waking up from a snooze,
"I made you a present to open
whenever you choose."



"I LOVE IT! THANK YOU!" said Glisten.

"Do you want to hear a new joke?"

"Yes please!" said Glow,
"And let's have hot chocolates
under your new cloak!"



Colour and decorate
this magical cloak.

The End



PIN'S PAPER SNOWFLAKES




Pin makes great snowflake decorations, you can too.



Thin paper like newspaper or printer paper

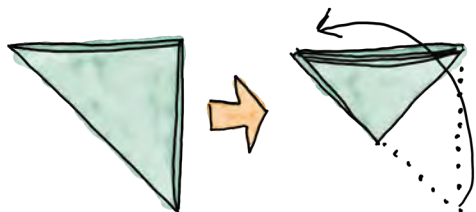
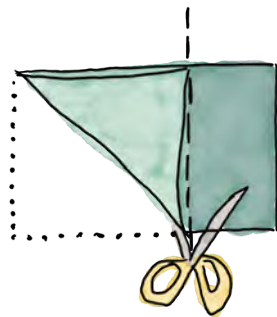


Scissors



1 Start with your paper flat on the table.

2 Fold up the whole corner so it meets the top edge, making a big triangle. Cut off the extra rectangle.



3 Fold the big triangle in half to make a smaller triangle.

TWIGS' BEST JOKES

Whoosh loves it when Twigs tells jokes.

What do you call a snowman in summer?
A puddle.

What's black and white, black and white, black and white?

A penguin rolling down a hill.

What did the woolly hat say to the scarf?

You hang around while I go on ahead.

What do you call hedgehog friends who hibernate together?

Hiber-mates.

Try telling your favourite jokes to someone!

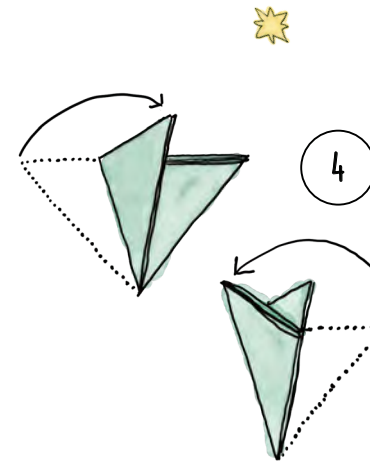





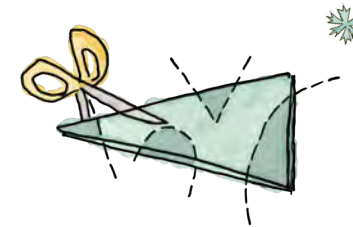
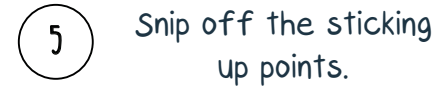
DRAWING CHALLENGE



Winter sprites come in all kinds! Imagine your own and draw them here. What special wintery things do they look after?



This is the trickiest bit: fold over a third of the smaller triangle – the top will stick up. Fold the other third over the other way. Only crease it when you have them lined up equally.



Cut away some parts from the sides.





JOIN US FOR WINTERY ADVENTURES IN THE ROYAL DOCKS!

Venture outside to enjoy fantastic music, creative activities, wintery stories & spread some winter magic with activities to do at home.



Written & Illustrated by Oliver Wallace of Patchlarks
Design by Lunes

Commissioned by the Royal Docks Team



MAYOR OF LONDON



patchlarks.co.uk

Lunes

lunes.co.uk

royaldocks.london