



SEA CHANGE

Festival map
and activity trails



11-29 May, 2023

Free

Thames Barrier Park, E16 2HP and
Royal Victoria Dock, E16 1ZE (next to City Hall)

Welcome to Sea Change

A three-week cultural event in the Royal Docks, with fresh artworks and future facing science rooted in our community.

This free event showcases new artworks made by four international artists, working with leading University College London (UCL) academics. The artworks are inspired by research into sustainable responses to the climate emergency.

Three artworks are in Thames Barrier Park, and one artwork is next to City Hall - at the edge of Royal Victoria Dock. You can take a stroll between the two locations enjoying the striking Royal Docks landscape.

Commissioned and produced by the Royal Docks Team in collaboration with UCL and curated by Invisible Dust.

Sea Change is part of At the Docks 2023, a brand-new summer season of arts, culture, and events at the Royal Docks.

Find out more:




Sea Change artworks


Four artworks are visible on a trail from City Hall on the Royal Docks edge to the heart of Thames Barrier Park.

Artworks includes:

The Waves are Rising




Power In



Biotopes



Flotilla



Toots the Artist

Follow the blue
wild goose trail
on the map
overleaf

Trail duration:
30 - 60 mins

Be a park explorer!

At the time the first new park in London for over 50 years, Thames Barrier Park is a wonderful place to explore and spend time, and is the destination for the Sea Change headquarters where you can find screenings, food, theatre and bar for the duration of the festival.



Neffi the Explorer

Follow the pink
wild goose trail on
the map overleaf

Trail duration:
20 - 60 mins

Leaflet design and illustrations by Matt Ponting.
Printed on recycled paper by DCS London.

Thanks to the Arts Champions at Royal Wharf and Britannia Village Primary Schools for their input.

Artworks image credits: Biotope 2: Funghi-bed, Courtesy Simon Faithfull and Galerie Polaris, Paris. Power In, courtesy Dana Olărescu. The Waves are Rising, Courtesy Raqs Media Collective and Frith Street Gallery. Flotilla, Video still, (c) Melanie Manchot, courtesy Parafin, London and Galerie m, Bochum



Let's spot some art together

Follow the blue line below, to discover different types of art including animated reality, video, prints and sculptures.



Follow my lead for park exploring...

You'll discover, draw, feel and crack clues along the way.

1

Complete the title

The pavilion building greets you at the water's edge. The hole in the roof represents a searchlight, but what is the structure called? Follow the wall behind the pavilion to find out:

P _ _ I _ _ _ N

_ F

R _ _ _ B _ _ _ _

Fill this in

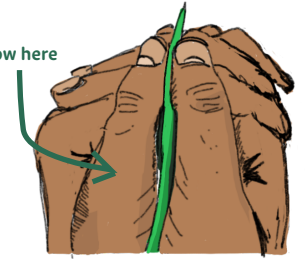


2

Make your own reed instrument

As you stroll around this grassy area, have a look on the ground and pick a thick blade of grass. If you hold this firmly between your thumbs and blow you will make a trumpet sound!

Blow here



1 START

1

Follow the cobbled path all along the south side of the dock past

2

then stroll down Mill Road

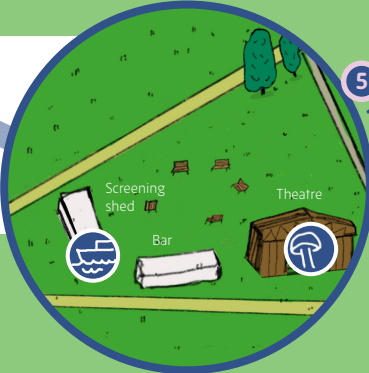

3

until you get to the main road. Cross opposite the Oasis Academy

4

and follow the DLR tracks to the park entrance.

5 FINISH




While you walk, listen to the history of the Lascar Sailors and the Royal Docks.

12 mins

7

I-Spy

Roll up this leaflet to make a telescope. What boats can you see? Maybe an Uber Boats Thames Clipper or tug? Draw them in the space below...



6

Duck hunt

Stand next to the water and do a bird count. Write the number in the boxes below:



seagulls



and geese

5

Embedded treasures

Stuck in the wall here are items found in the Thames nearby.


Draw in the missing pattern on this china...



4

Join the dots

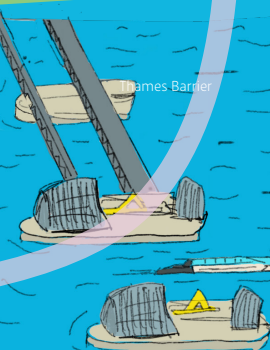
Finish drawing the magnificent Thames Barrier, which protects London from flooding.



3

Hug a tree!

Along this path there's a variety of trees. Find one smooth and one rough and run your hand over their bark. See if can put your arms around the whole trunk.





The Waves are Rising

Raqs Media Collective

Based in New Delhi, Raqs Media Collective have created an animated reality wave, superimposed upon live video footage of the still waters of the Docks, disrupting the usually tranquil vista. This is viewable at the edge of Royal Victoria Dock, close to City Hall.

Make your own ocean print



You can make your own print, just like the Hokusai's famous 'Great Wave' artwork, using cut vegetables, or packing polystyrene.



Download full printable instructions for all four make-your-own activities.




Power In

Dana Olărescu

Set of windsocks, which indicate wind direction and strength. The text comes from workshops from 'English for Speakers of other Languages' course students local to the Royal Docks.

Make your own windsock



Using card and tissue paper you can make your own windsock. You can also hold these by the handle, and run around with them to make the streamers ripple in the wind.



Listen to mini documentaries about each artwork by Social Broadcasts.



Biotopes

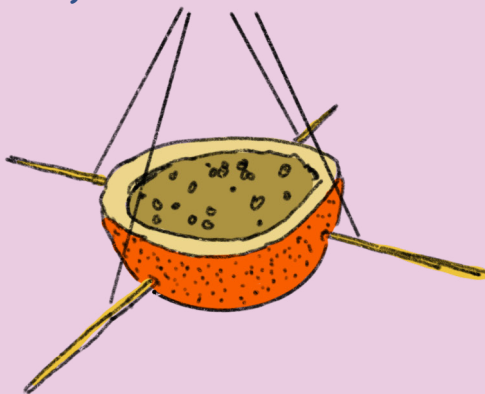
Simon Faithfull



'Biotopes' is a series of three prints and two sculptures that visualise our entwined-ness with the rest of nature by turning the artist's own body into a series of habitats for other species.



Make your own bird feeder



Learn how to make a bird feeder from nothing more than an orange, string and a few wooden skewers. Then hang on a tree and learn to spot and identify the feathered visitors.




Flotilla

Melanie Manchot

A cross-generational group of local women were filmed on a 'flotilla' of differently sized boats and ships on the night-time waters of the Royal Docks. Standing at the bow, they become radiantly illuminated by pools of light while the flotilla, glides through the waters towards the City of London, lit up in the distance.

Make your own floating boat



Make a mini floating boat with working sail using paper, and twigs. As the captain of the ship you can decorate the sails with your own colourful designs.