

## ACCESS TO KIDS SUMMER SPLASH


Kids Summer Splash is both wheelchair and pushchair friendly and Dock Pool is wheelchair accessible via an electric lift. Find out more about visiting, access and facilities below.

### Accessibility Features

- There are level or ramped routes across the site to walkways around the sand area, decking, paddling pool, toilets and Dock Pool



- The walkways around Dock Pool are a mix of hard stage deck surface and plastic pontoons. There is access to Dock Pool via low pontoon sides or ladders, please note there is no lift into Dock Pool water.



- There is a Wheelchair lift to the lower Dock Pool level



- There is a Disabled toilet ~~and changing room~~ directly adjacent to the Kids Summer Splash site. This can also be used as a wheelchair accessible changing room.
- Please note that the three Changing rooms at the side of the paddling pool are not wheelchair accessible




- The Snack ~~S~~hack at the entrance sells range of drinks and snacks.
- Event staff and lifeguards are on site at all times to assist with enquiries during opening hours (10am-6pm).

## Your journey to Kids Summer Splash

- The DLR is accessible for wheelchair users (nearest station Royal Victoria)
- There is one Blue ~~B~~ badge parking space available at ~~t~~The Crystal Car Park, this is the closest parking to Kids Summer Splash. Please contact XX to book. Subject to availability.
- Royal Victoria DLR provides a link to the London Underground network at Canning Town (Jubilee Line). Both stations have step-free access. We recommend that you check whether the step free access is available at the stations before you travel.
- The route from Royal Victoria DLR to Kids Summer Splash has a paved surface, level with dropped kerbs ~~and at~~ one pedestrian crossing. The route directly in front of The Crystal Building is paved (smooth slate surface), then there is a short paved dockside route (a mix of paved and cobbled sections) to the Kids Summer Splash entrance.



Route from Royal Victoria DLR heading towards The Crystal and Kids Summer Splash site.




Pedestrian crossing (Royal Victoria Dock DLR on left, The Crystal on right)



Pedestrian crossing



Route to front of Crystal. Entrance to Crystal car park  
(Blue Badge is first space, on the right)



Smooth paved surface in front of Crystal



Mixed surface (paved/cobbled) to Kids Summer Splash location